
















Step-By-Step Directions

- 1)  Put your name on the back of your flower sheet.
- 2)  Label the first petal 'Family'.
- 3)  Fill in simple jot-notes about the makeup of your family.
 - If you are having trouble, check out what others have written on the padlet site:
 - padlet.com/mrcaseyhrsb/family
- 4)  Add your information to the padlet site for Family
- 5)  Continue for the remaining petals:
 -  Language
 -  Sports
 -  Books
 -  Shows
 -  Food
 -  Hobbies
 -  Other
- 6)  Colour in the flower without colouring over your written words.
- 7)  Cut out your flower.
- 8)  Double check your name is still on the back and then hand it to be displayed.